



www.syllasense.com

Images Copyright _____
(Year) (student name here)

Text Copyright 2023 SyllaSense Inc.
Available for free download from SyllaSense at:
<https://syllasense.com/downloads>

Sledding

Written by Lee-Ann Lear



Illustrated by _____

Cut along dotted line

Copyright 2023 SyllaSense Inc.

Educators have requested supplementary, practice, or take-home resources for students who are currently reading SyllaSense books in their classrooms. These image-less, printable resources will allow students to have their own copies of SyllaSense books, with their own illustrations, which can be taken home for practice. The intent is for these printable resources to be used in classrooms that are currently using SyllaSense Decodables in literacy instruction.

SyllaSense hereby grants royalty-free permission to print, share, and/or reproduce this image-less book in digital or print formats provided that the following conditions are met:

1. All recipients of printed copies of this image-less work are eligible users - users that have access to the full, imaged, and purchased book of the respective title
2. No modifications may be made to any digital copies of this copyrighted work
3. This work may not be combined with any other work (in digital or print format)
4. All reproductions must consist of the complete work (with the exception of this instruction page in printed reproductions)
5. No fees, costs, or any form of remuneration may be charged or requested for any copies of this content (either digital or print copies), including the materials or time required to create such reproductions
6. Neither the name of the copyright holder, nor the names of its contributors may be used to endorse or promote any product or service without specific prior written permission
7. Any digital/online links sharing this content must credit SyllaSense as the originator of the content

INSTRUCTIONS

This document is designed to be printed double-sided on letter paper. Once printed, cut along the dotted line and discard the bottom half of the front page (these notices and instructions). Place the pages from the top half on top of the bottom half. Fold pages in half, then staple.

Sledding

Book 1 Blue Series (Photo)

Grapheme/Phoneme Correspondence

-long <o>/ŏ/ and long <e>/ē/
(in single syllable words)

Punctuation/Text Features

-n/a

Orthographic Conventions

-long vowel sounds in open syllables

High Frequency Words

-“you”

Morphology

-n/a

Word Count

- 139 words


Text Copyright © 2023 SyllaSense Inc.

All rights reserved. No part of this book may be reproduced in any manner without the express written permission of the publisher.

Made in Canada

Sledding can be so much fun!

Sledding



Written by Lee-Ann Lear


16

Getting back up the hill
is no fun, and it can be
a big job! Stopping to rest
at the top can help.



12

Sledding is so much fun!
You can go sledding
in a lot of fun spots.




2

Big kids can go sledding
on big hills. You can go fast
on a big hill!



6

It can be fun to go
dog sledding as well!
The dogs run fast
and pull the sled on the path.




14

If you sled fast and
go on a jump, you will go
up, up, up, and land
with a thump!




10

Small kids can go sledding
on small hills. Go, go, go!



4

Dad is big, but he went on a
small sled. He had to hang on
to the string to not fall off!
Go, Dad, go! Hang on!



8



www.syllasense.com

Images Copyright _____
(Year) (student name here)

Text Copyright 2023 SyllaSense Inc.
Available for free download from SyllaSense at:
<https://syllasense.com/downloads>



Illustrated by _____

Cut along dotted line

Copyright 2023 SyllaSense Inc.

Educators have requested supplementary, practice, or take-home resources for students who are currently reading SyllaSense books in their classrooms. These image-less, printable resources will allow students to have their own copies of SyllaSense books, with their own illustrations, which can be taken home for practice. The intent is for these printable resources to be used in classrooms that are currently using SyllaSense Decodables in literacy instruction.

SyllaSense hereby grants royalty-free permission to print, share, and/or reproduce this image-less book in digital or print formats provided that the following conditions are met:

1. All recipients of printed copies of this image-less work are eligible users - users that have access to the full, imaged, and purchased book of the respective title
2. No modifications may be made to any digital copies of this copyrighted work
3. This work may not be combined with any other work (in digital or print format)
4. All reproductions must consist of the complete work (with the exception of this instruction page in printed reproductions)
5. No fees, costs, or any form of remuneration may be charged or requested for any copies of this content (either digital or print copies), including the materials or time required to create such reproductions
6. Neither the name of the copyright holder, nor the names of its contributors may be used to endorse or promote any product or service without specific prior written permission
7. Any digital/online links sharing this content must credit SyllaSense as the originator of the content

INSTRUCTIONS

This document is designed to be printed double-sided on letter paper. Once printed, cut along the dotted line and discard the bottom half of the front page (these notices and instructions). Place the pages from the top half on top of the bottom half. Fold pages in half, then staple.

Fishing

Book 2 Blue Series (Photo)

Grapheme/Phoneme Correspondence

-<y>/i/ in stressed syllable
(e.g., “by”, “my”)

Punctuation/Text Features

-n/a

Orthographic Conventions

-n/a

High Frequency Words

- “your”

Morphology

-n/a

Word Count

- 140 words


Text Copyright © 2023 SyllaSense Inc.

All rights reserved. No part of this book may be reproduced in any manner without the express written permission of the publisher.

Made in Canada

Fishing is so much fun!


Fishing



Written by Lee-Ann Lear


16

If you catch a fish, you can let your fish go by setting it back in the pond.



12

Going fishing is fun!




2

If you get a net and sticks,
you can snag a fish
if it swims by.



6

This puffin has no rod.
This puffin has no net.
This puffin will fly
and catch fish with its bill!




14

You can stand in the pond
to fish. If you stand with your
rod in the pond, you can
spot a fish as it swims by.




10

You can sit on the dock
and try to catch a fish
with your fishing rod.



4

Fishing as the sun sets can be
fun. As the sun is setting, it is
less hot. The fish swim up to
the top of the pond, and then
you can try to catch them!



8



www.syllasense.com

Images Copyright _____
(Year) (student name here)

Text Copyright 2023 SyllaSense Inc.
Available for free download from SyllaSense at:
<https://syllasense.com/downloads>



Illustrated by _____

Cut along dotted line

Copyright 2023 SyllaSense Inc.

Educators have requested supplementary, practice, or take-home resources for students who are currently reading SyllaSense books in their classrooms. These image-less, printable resources will allow students to have their own copies of SyllaSense books, with their own illustrations, which can be taken home for practice. The intent is for these printable resources to be used in classrooms that are currently using SyllaSense Decodables in literacy instruction.

SyllaSense hereby grants royalty-free permission to print, share, and/or reproduce this image-less book in digital or print formats provided that the following conditions are met:

1. All recipients of printed copies of this image-less work are eligible users - users that have access to the full, imaged, and purchased book of the respective title
2. No modifications may be made to any digital copies of this copyrighted work
3. This work may not be combined with any other work (in digital or print format)
4. All reproductions must consist of the complete work (with the exception of this instruction page in printed reproductions)
5. No fees, costs, or any form of remuneration may be charged or requested for any copies of this content (either digital or print copies), including the materials or time required to create such reproductions
6. Neither the name of the copyright holder, nor the names of its contributors may be used to endorse or promote any product or service without specific prior written permission
7. Any digital/online links sharing this content must credit SyllaSense as the originator of the content

INSTRUCTIONS

This document is designed to be printed double-sided on letter paper. Once printed, cut along the dotted line and discard the bottom half of the front page (these notices and instructions). Place the pages from the top half on top of the bottom half. Fold pages in half, then staple.

Blue Series
At the Creek
Book 3 (Photo)
142 words

At the Creek

Book 3 Blue Series (Photo)

Grapheme/Phoneme Correspondence

-vowel digraph <ee>/ē/

Punctuation/Text Features

-n/a

Orthographic Conventions

-vowel digraph (two letters that represent
1 vowel phoneme (sound))
-v/cv, vc/v syllable division (flexibility with
vowel sounds)

High Frequency Words

-n/a

Morphology

-n/a

Word Count

- 142 words


Text Copyright © 2023 SyllaSense Inc.

All rights reserved. No part of this book may be reproduced in any manner without the express written permission of the publisher.

Made in Canada

It was so much fun
to visit the creek!

At the Creek



Written by Lee-Ann Lear


16

Lin kept going and got to a
spot that was not deep at all.
She stopped on the bank and
had a rest.




12

Lin wanted to visit the creek
with mom.




2

The bank by the creek
was steep! Lin had to focus
and try not to slip!




6

As Lin sat by the creek,
she spotted a robin! The robin
was standing at the edge
of the creek getting a drink.




14

Lin spotted a small green frog!
It was swimming in the weeds
at the edge of the creek.




10

It was a long trip to the creek.
Lin spotted a tree stump next
to the path. She hopped up
on the stump and had a rest.



4

The creek was still, deep,
and a bit green. Lin sat by the
edge and watched the creek.



8



www.syllasense.com

Images Copyright _____
(Year) (student name here)

Text Copyright 2023 SyllaSense Inc.
Available for free download from SyllaSense at:
<https://syllasense.com/downloads>



Illustrated by _____

Cut along dotted line

Copyright 2023 SyllaSense Inc.

Educators have requested supplementary, practice, or take-home resources for students who are currently reading SyllaSense books in their classrooms. These image-less, printable resources will allow students to have their own copies of SyllaSense books, with their own illustrations, which can be taken home for practice. The intent is for these printable resources to be used in classrooms that are currently using SyllaSense Decodables in literacy instruction.

SyllaSense hereby grants royalty-free permission to print, share, and/or reproduce this image-less book in digital or print formats provided that the following conditions are met:

1. All recipients of printed copies of this image-less work are eligible users - users that have access to the full, imaged, and purchased book of the respective title
2. No modifications may be made to any digital copies of this copyrighted work
3. This work may not be combined with any other work (in digital or print format)
4. All reproductions must consist of the complete work (with the exception of this instruction page in printed reproductions)
5. No fees, costs, or any form of remuneration may be charged or requested for any copies of this content (either digital or print copies), including the materials or time required to create such reproductions
6. Neither the name of the copyright holder, nor the names of its contributors may be used to endorse or promote any product or service without specific prior written permission
7. Any digital/online links sharing this content must credit SyllaSense as the originator of the content

INSTRUCTIONS

This document is designed to be printed double-sided on letter paper. Once printed, cut along the dotted line and discard the bottom half of the front page (these notices and instructions). Place the pages from the top half on top of the bottom half. Fold pages in half, then staple.

Blue Series
The Play Day
Book 4 (Photo)
143 words

The Play Day
Book 4 Blue Series (Photo)

Grapheme/Phoneme Correspondence
-vowel digraph <ay>/ā/

Punctuation/Text Features
-contraction "let's"

Orthographic Conventions
-n/a

High Frequency Words
-n/a

Morphology
-n/a

Word Count
- 143 words


Text Copyright © 2023 SyllaSense Inc.

All rights reserved. No part of this book may be reproduced in any manner without the express written permission of the publisher.

Made in Canada

It was a fun play day!


The Play Day



Written by Lee-Ann Lear


16

“Let’s play with the rings next,”
said Bree. “See if you can get
the rings to stay on the pegs!”
They all had fun tossing the



12

It was a hot day with lots of sun. Tray wanted a play day!




2

Jeff set up a string jump.
To win, you had to get to the end and not trip on a string!



6

They had a long swim at the end of the day. It was fun to rest and chill!




14

They still felt hot, so they all jumped in and had a swim. It was fun to splash and play in the sun!



10


Tray called his pals. They sat and began to plan the fun.



4

It was hot.

Jen said, "Let's play with the spray!" She grabbed the spray and they all got wet!



8



www.syllasense.com

Images Copyright _____
(Year) (student name here)

Text Copyright 2023 SyllaSense Inc.
Available for free download from SyllaSense at:
<https://syllasense.com/downloads>

Illustrated by _____

Recess

Written by Lee-Ann Lear



Blue Series
Recess
Book 5 (Photo)
144 words

Cut along dotted line

Copyright 2023 SyllaSense Inc.

Educators have requested supplementary, practice, or take-home resources for students who are currently reading SyllaSense books in their classrooms. These image-less, printable resources will allow students to have their own copies of SyllaSense books, with their own illustrations, which can be taken home for practice. The intent is for these printable resources to be used in classrooms that are currently using SyllaSense Decodables in literacy instruction.

SyllaSense hereby grants royalty-free permission to print, share, and/or reproduce this image-less book in digital or print formats provided that the following conditions are met:

1. All recipients of printed copies of this image-less work are eligible users - users that have access to the full, imaged, and purchased book of the respective title
2. No modifications may be made to any digital copies of this copyrighted work
3. This work may not be combined with any other work (in digital or print format)
4. All reproductions must consist of the complete work (with the exception of this instruction page in printed reproductions)
5. No fees, costs, or any form of remuneration may be charged or requested for any copies of this content (either digital or print copies), including the materials or time required to create such reproductions
6. Neither the name of the copyright holder, nor the names of its contributors may be used to endorse or promote any product or service without specific prior written permission
7. Any digital/online links sharing this content must credit SyllaSense as the originator of the content

INSTRUCTIONS

This document is designed to be printed double-sided on letter paper. Once printed, cut along the dotted line and discard the bottom half of the front page (these notices and instructions). Place the pages from the top half on top of the bottom half. Fold pages in half, then staple.

Recess

Book 5 Blue Series (Photo)

Grapheme/Phoneme Correspondence

-consonant digraph <wh>/wh/
(e.g., when)
-<c>/s/

Punctuation/Text Features

-n/a

Orthographic Conventions

-<c> as /s/ (when followed by <e>, <i> or <y>)

High Frequency Words

-n/a

Morphology

-compound words (2 free bases combined)

Word Count

- 144 words


Text Copyright © 2023 SyllaSense Inc.

All rights reserved. No part of this book may be reproduced in any manner without the express written permission of the publisher.

Made in Canada

Sandpits can be fun! You can play with your trucks in a sandpit. Recess is the best!

Recess



Written by Lee-Ann Lear


16

It can also be fun to dance. All you need is a song to sing and a spot to dance on!




12

It is fun to play at recess!




2

Playing catch with a frisbee is fun! You can run onto the grass and toss your frisbee.



6

At recess, you can swing
on a wheel. It is fun to swing
up, up, up, and spin!




14

Running at recess can be fun.
Getting a chance to run can
help your focus when you get
back to class.




10

When it is recess, you can play hopscotch. Toss a rock and hop, skip, and jump!



4

It can also be fun to play softball. You can whack the ball with your bat, and watch it go up, up, up, and past the fence!



8



www.syllasense.com

Images Copyright _____
(Year) (student name here)

Text Copyright 2023 SyllaSense Inc.
Available for free download from SyllaSense at:
<https://syllasense.com/downloads>



Illustrated by _____

Cut along dotted line

Copyright 2023 SyllaSense Inc.

Educators have requested supplementary, practice, or take-home resources for students who are currently reading SyllaSense books in their classrooms. These image-less, printable resources will allow students to have their own copies of SyllaSense books, with their own illustrations, which can be taken home for practice. The intent is for these printable resources to be used in classrooms that are currently using SyllaSense Decodables in literacy instruction.

SyllaSense hereby grants royalty-free permission to print, share, and/or reproduce this image-less book in digital or print formats provided that the following conditions are met:

1. All recipients of printed copies of this image-less work are eligible users - users that have access to the full, imaged, and purchased book of the respective title
2. No modifications may be made to any digital copies of this copyrighted work
3. This work may not be combined with any other work (in digital or print format)
4. All reproductions must consist of the complete work (with the exception of this instruction page in printed reproductions)
5. No fees, costs, or any form of remuneration may be charged or requested for any copies of this content (either digital or print copies), including the materials or time required to create such reproductions
6. Neither the name of the copyright holder, nor the names of its contributors may be used to endorse or promote any product or service without specific prior written permission
7. Any digital/online links sharing this content must credit SyllaSense as the originator of the content

INSTRUCTIONS

This document is designed to be printed double-sided on letter paper. Once printed, cut along the dotted line and discard the bottom half of the front page (these notices and instructions). Place the pages from the top half on top of the bottom half. Fold pages in half, then staple.

Why

Book 6 Blue Series (Photo)

Grapheme/Phoneme Correspondence

-vowel digraph <ai>/ā/

Punctuation/Text Features

-question/answer format

Orthographic Conventions

-complete English words do not end in <v>,
so a “marker <e>” is added

High Frequency Words

-“do”

Morphology

-n/a

Word Count

- 143 words


Text Copyright © 2023 SyllaSense Inc.

All rights reserved. No part of this book may be reproduced in any manner without the express written permission of the publisher.

Made in Canada

The webs on a duck's feet help it swim. Webs can help a duck gain speed and steer as it swims!


Why



Written by Lee-Ann Lear


16

A snail's shell protects the snail. The snail itself is soft, but its shell is strong. A snail can slip into its shell and wait until a risk has passed.




12

Why do skunks smell?




2

Why do fish have tail fins?



6

Why do ducks have feet with webs?




14

Why do snails have shells?




10

It is the skunk's spray that has such a strong smell. The spray is held in glands next to the skunk's tail. If a skunk needs to protect itself, it will lift its tail and spray.



4

A fish propels itself with its tail fin. A fish's tail fin is strong, and can help it swim fast. A tail fin can also flex, which helps a fish steer as it swims.



8



www.syllasense.com

Images Copyright _____
(Year) (student name here)

Text Copyright 2023 SyllaSense Inc.
Available for free download from SyllaSense at:
<https://syllasense.com/downloads>

River Otters

Written by Lee-Ann Lear



Illustrated by _____

Cut along dotted line

Copyright 2023 SyllaSense Inc.

Educators have requested supplementary, practice, or take-home resources for students who are currently reading SyllaSense books in their classrooms. These image-less, printable resources will allow students to have their own copies of SyllaSense books, with their own illustrations, which can be taken home for practice. The intent is for these printable resources to be used in classrooms that are currently using SyllaSense Decodables in literacy instruction.

SyllaSense hereby grants royalty-free permission to print, share, and/or reproduce this image-less book in digital or print formats provided that the following conditions are met:

1. All recipients of printed copies of this image-less work are eligible users - users that have access to the full, imaged, and purchased book of the respective title
2. No modifications may be made to any digital copies of this copyrighted work
3. This work may not be combined with any other work (in digital or print format)
4. All reproductions must consist of the complete work (with the exception of this instruction page in printed reproductions)
5. No fees, costs, or any form of remuneration may be charged or requested for any copies of this content (either digital or print copies), including the materials or time required to create such reproductions
6. Neither the name of the copyright holder, nor the names of its contributors may be used to endorse or promote any product or service without specific prior written permission
7. Any digital/online links sharing this content must credit SyllaSense as the originator of the content

INSTRUCTIONS

This document is designed to be printed double-sided on letter paper. Once printed, cut along the dotted line and discard the bottom half of the front page (these notices and instructions). Place the pages from the top half on top of the bottom half. Fold pages in half, then staple.

Blue Series
River Otters
Book 7 (Photo)
153 words

River Otters

Book 7 Blue Series (Photo)

Grapheme/Phoneme Correspondence

-<er>/er/ (e.g., otter)

Punctuation/Text Features

-n/a

Orthographic Conventions

-r-controlled vowel

-<o> is often pronounced as /ü/ when followed by <v> or <m> (e.g., "love")

High Frequency Words

-"love"

Morphology

-suffix <-ed> added to noun to form adjective

Word Count

- 153 words


Text Copyright © 2023 SyllaSense Inc.

All rights reserved. No part of this book may be reproduced in any manner without the express written permission of the publisher.

Made in Canada

It must be fun
to be a river otter!

River Otters



Written by Lee-Ann Lear


16

In winter, river otters still
go swimming! The water is
chilled, so they tend to swim
in the day when the sun is
up, and sleep in a den when
the sun sets.




12

River otters love water,
and tend to live next to rivers.




2

River otters dig dens to live in.
They cover the den with moss
and grass to help keep it dry.



6

River otters love to play in the water! They swim, shove, and splash in the water to have fun.




14

River otters live off fish, frogs, and crabs. They can track fish by smelling them!




10

River otters love to swim!
They have webbed feet and a
flat tail to help them steer
and swim fast under the water.



4

In the spring, river otters have
pups. The mom feeds them
and keeps them in the den
until they get big and strong.



8



www.syllasense.com

Images Copyright _____
(Year) (student name here)

Text Copyright 2023 SyllaSense Inc.
Available for free download from SyllaSense at:
<https://syllasense.com/downloads>

Blue Series
Sports
Book 8 (Photo)
161 words

Sports

Written by Lee-Ann Lear



Illustrated by _____

Cut along dotted line

Copyright 2023 SyllaSense Inc.

Educators have requested supplementary, practice, or take-home resources for students who are currently reading SyllaSense books in their classrooms. These image-less, printable resources will allow students to have their own copies of SyllaSense books, with their own illustrations, which can be taken home for practice. The intent is for these printable resources to be used in classrooms that are currently using SyllaSense Decodables in literacy instruction.

SyllaSense hereby grants royalty-free permission to print, share, and/or reproduce this image-less book in digital or print formats provided that the following conditions are met:

1. All recipients of printed copies of this image-less work are eligible users - users that have access to the full, imaged, and purchased book of the respective title
2. No modifications may be made to any digital copies of this copyrighted work
3. This work may not be combined with any other work (in digital or print format)
4. All reproductions must consist of the complete work (with the exception of this instruction page in printed reproductions)
5. No fees, costs, or any form of remuneration may be charged or requested for any copies of this content (either digital or print copies), including the materials or time required to create such reproductions
6. Neither the name of the copyright holder, nor the names of its contributors may be used to endorse or promote any product or service without specific prior written permission
7. Any digital/online links sharing this content must credit SyllaSense as the originator of the content

INSTRUCTIONS

This document is designed to be printed double-sided on letter paper. Once printed, cut along the dotted line and discard the bottom half of the front page (these notices and instructions). Place the pages from the top half on top of the bottom half. Fold pages in half, then staple.

Sports

Book 8 Blue Series (Photo)

Grapheme/Phoneme Correspondence

-<or>/or/ (e.g., sports)

Punctuation/Text Features

-n/a

Orthographic Conventions

-compound words with polysyllabic base

High Frequency Words

-"are"

Morphology

-n/a

Word Count

- 161 words


Text Copyright © 2023 SyllaSense Inc.

All rights reserved. No part of this book may be reproduced in any manner without the express written permission of the publisher.

Made in Canada

Sports are fun for all!


Sports



Written by Lee-Ann Lear


16

Tennis is fun for kids as well!
To play tennis, you need a net,
rackets, and a small ball.
If you are fast, you can get
to the ball and hit it back
across the net.




12

Sports are fun for kids! You can play a lot of sports if you have a ball and love to run!




2

To get runs, you need to bat the ball and run back and forth between the wickets.



6

Soccer is also a fun sport.
In soccer, you kick the ball
back and forth as you run.
It is fun to try to kick the ball
into the net!




14

You can jump up, pass, or toss
your ball to get it in the net.




10

Cricket is a fun sport! Cricket is played with a flat bat, a ball, and wickets.



4

Basketball is also a fun sport for kids! To play basketball, all you need is a ball and a basketball net.



8



www.syllasense.com

Images Copyright _____
(Year) (student name here)

Text Copyright 2023 SyllaSense Inc.
Available for free download from SyllaSense at:
<https://syllasense.com/downloads>



Illustrated by _____

Cut along dotted line

Copyright 2023 SyllaSense Inc.

Educators have requested supplementary, practice, or take-home resources for students who are currently reading SyllaSense books in their classrooms. These image-less, printable resources will allow students to have their own copies of SyllaSense books, with their own illustrations, which can be taken home for practice. The intent is for these printable resources to be used in classrooms that are currently using SyllaSense Decodables in literacy instruction.

SyllaSense hereby grants royalty-free permission to print, share, and/or reproduce this image-less book in digital or print formats provided that the following conditions are met:

1. All recipients of printed copies of this image-less work are eligible users - users that have access to the full, imaged, and purchased book of the respective title
2. No modifications may be made to any digital copies of this copyrighted work
3. This work may not be combined with any other work (in digital or print format)
4. All reproductions must consist of the complete work (with the exception of this instruction page in printed reproductions)
5. No fees, costs, or any form of remuneration may be charged or requested for any copies of this content (either digital or print copies), including the materials or time required to create such reproductions
6. Neither the name of the copyright holder, nor the names of its contributors may be used to endorse or promote any product or service without specific prior written permission
7. Any digital/online links sharing this content must credit SyllaSense as the originator of the content

INSTRUCTIONS

This document is designed to be printed double-sided on letter paper. Once printed, cut along the dotted line and discard the bottom half of the front page (these notices and instructions). Place the pages from the top half on top of the bottom half. Fold pages in half, then staple.

In the City
Book 9 Blue Series (Photo)

Grapheme/Phoneme Correspondence
-<y>/ē/ in unstressed syllables (e.g., city)

Punctuation/Text Features
-n/a

Orthographic Conventions
-n/a

High Frequency Words
-"from", "one"

Morphology
-n/a

Word Count
- 164 words


Text Copyright © 2023 SyllaSense Inc.

All rights reserved. No part of this book may be reproduced in any manner without the express written permission of the publisher.

Made in Canada

It is fun to travel in the city!

In the City



Written by Lee-Ann Lear


16

Trains are a quick way to travel a long way. It is fun to watch the city go by from the train.




12

It is fun to live in the city!
The city has lots of ways to
travel from one spot to
the next.




2

The subway travels in tunnels
that run under the streets.




6

If you are going a short way, you can hop on a city bus. The city bus will have plenty of stops along the street! You can push a button if you want to get off at the next stop.




14

You can also travel by train in the city. Trains tend to run at street level.



10

The streets in the city are never empty. If you do not want to get stuck in a traffic jam, you can try the subway.



4

The subway is fun and fast. It speeds along under the streets, and gets you from one stop to the next.



8



www.syllasense.com

Images Copyright _____
(Year) (student name here)

Text Copyright 2023 SyllaSense Inc.
Available for free download from SyllaSense at:
<https://syllasense.com/downloads>

Bobcats

Written by Lee-Ann Lear



Illustrated by _____

Cut along dotted line

Copyright 2023 SyllaSense Inc.

Educators have requested supplementary, practice, or take-home resources for students who are currently reading SyllaSense books in their classrooms. These image-less, printable resources will allow students to have their own copies of SyllaSense books, with their own illustrations, which can be taken home for practice. The intent is for these printable resources to be used in classrooms that are currently using SyllaSense Decodables in literacy instruction.

SyllaSense hereby grants royalty-free permission to print, share, and/or reproduce this image-less book in digital or print formats provided that the following conditions are met:

1. All recipients of printed copies of this image-less work are eligible users - users that have access to the full, imaged, and purchased book of the respective title
2. No modifications may be made to any digital copies of this copyrighted work
3. This work may not be combined with any other work (in digital or print format)
4. All reproductions must consist of the complete work (with the exception of this instruction page in printed reproductions)
5. No fees, costs, or any form of remuneration may be charged or requested for any copies of this content (either digital or print copies), including the materials or time required to create such reproductions
6. Neither the name of the copyright holder, nor the names of its contributors may be used to endorse or promote any product or service without specific prior written permission
7. Any digital/online links sharing this content must credit SyllaSense as the originator of the content

INSTRUCTIONS

This document is designed to be printed double-sided on letter paper. Once printed, cut along the dotted line and discard the bottom half of the front page (these notices and instructions). Place the pages from the top half on top of the bottom half. Fold pages in half, then staple.

Blue Series
Bobcats
Book 10 (Photo)
170 words

Bobcats

Book 10 Blue Series (Photo)

Grapheme/Phoneme Correspondence
-n/a

Punctuation/Text Features
-n/a

Orthographic Conventions
-<ild> /ild/, <ind> /ind/, <old>/öld/, <ost> /öst/

High Frequency Words
-n/a

Morphology
-n/a

Word Count
- 170 words


Text Copyright © 2023 SyllaSense Inc.

All rights reserved. No part of this book may be reproduced in any manner without the express written permission of the publisher.

Made in Canada

With luck, you may spot
a wild bobcat one day!


Bobcats



Written by Lee-Ann Lear


16

Bobcats hunt rabbits and
rodents, but can also hunt
small deer or fish if they
can find them.




12

Bobcats are a kind of wild cat. Bobcat tails seem to be cut, or "bobbed". That is why they are called "bobcats".




2

You may spot a bobcat sitting or resting way up on a branch in a tree. Bobcats love trees!




6

When a bobcat has a baby,
it is called a bobkitten.
A bobkitten will stay with its
mom until it can hunt by itself.




14

Most bobcats begin hunting as
the sun sets. When the sun is
up, bobcats tend to sleep. In
winter, bobcats may adapt and
hunt in the day when it is
less cold.




10

Bobcats may seem soft and sweet, but they are not pets. Do not try to pet a bobcat! Bobcats are big, strong, and bold!



4

Bobcats live in dens. A bobcat's den may be in a tree trunk, on a rock ledge, or under a bush.



8