



www.syllasense.com

Images Copyright _____
(Year) (student name here)

Text Copyright 2023 SyllaSense Inc.
Available for free download from SyllaSense at:
<https://syllasense.com/downloads>

Purple Series
The Cave
Book 1 (Photo)
181 words

The Cave

Written by Lee-Ann Lear



Illustrated by _____

Cut along dotted line

Copyright 2023 SyllaSense Inc.

Educators have requested supplementary, practice, or take-home resources for students who are currently reading SyllaSense books in their classrooms. These image-less, printable resources will allow students to have their own copies of SyllaSense books, with their own illustrations, which can be taken home for practice. The intent is for these printable resources to be used in classrooms that are currently using SyllaSense Decodables in literacy instruction.

SyllaSense hereby grants royalty-free permission to print, share, and/or reproduce this image-less book in digital or print formats provided that the following conditions are met:

1. All recipients of printed copies of this image-less work are eligible users - users that have access to the full, imaged, and purchased book of the respective title
2. No modifications may be made to any digital copies of this copyrighted work
3. This work may not be combined with any other work (in digital or print format)
4. All reproductions must consist of the complete work (with the exception of this instruction page in printed reproductions)
5. No fees, costs, or any form of remuneration may be charged or requested for any copies of this content (either digital or print copies), including the materials or time required to create such reproductions
6. Neither the name of the copyright holder, nor the names of its contributors may be used to endorse or promote any product or service without specific prior written permission
7. Any digital/online links sharing this content must credit SyllaSense as the originator of the content

INSTRUCTIONS

This document is designed to be printed double-sided on letter paper. Once printed, cut along the dotted line and discard the bottom half of the front page (these notices and instructions). Place the pages from the top half on top of the bottom half. Fold pages in half, then staple.

The Cave

Book 1 Purple Series (Photo)

Grapheme/Phoneme Correspondence

-long <i>/i/, long <a>/ā/, long <o>/ō/
(in vce pattern)

Punctuation/Text Features

-n/a

Orthographic Conventions

-vowel-consonant-<e> syllables (“marker <e>”
to mark preceding vowel as long)

High Frequency Words

-n/a

Morphology

-n/a

Word Count

- 181 words


Text Copyright © 2023 SyllaSense Inc.

All rights reserved. No part of this book may be reproduced in any manner without the express written permission of the publisher.

Made in Canada

It was the best cave!

The Cave



Written by Lee-Ann Lear


16

Dad, Tess, and Zack went along the walls
to get inside the cave.




12

Mom, Dad, Tess, and Zack
went camping. The campsite was
in the shade under the trees.



2


While on the hike, Tess and Zack spotted
a small snake next to the path. The snake
was green, and had stripes on its sides.



6

The cave was stunning! The rocks made stone steps that led to the water.

Standing at the edge, Dad, Tess, and Zack spotted the tunnel under the water that led to the lake!




14

A hole at the edge of the cliff led to the cave. The hole was small, and had rock walls. They had to hold onto the sides of the rocks as they went in.




10

Dad wanted to take a hike to a big cave.
The cave had a tunnel that went
under the water and led to the lake.
Off they went!



4

The trail came to an end at a big cliff.
Dad went to the edge of the cliff and
spotted the cave. It was a vast space!



8



www.syllasense.com

Images Copyright _____
(Year) (student name here)

Text Copyright 2023 SyllaSense Inc.
Available for free download from SyllaSense at:
<https://syllasense.com/downloads>

Purple Series
Puffins
Book 2 (Photo)
184 words

Puffins

Written by Lee-Ann Lear



Illustrated by _____

Cut along dotted line

Copyright 2023 SyllaSense Inc.

Educators have requested supplementary, practice, or take-home resources for students who are currently reading SyllaSense books in their classrooms. These image-less, printable resources will allow students to have their own copies of SyllaSense books, with their own illustrations, which can be taken home for practice. The intent is for these printable resources to be used in classrooms that are currently using SyllaSense Decodables in literacy instruction.

SyllaSense hereby grants royalty-free permission to print, share, and/or reproduce this image-less book in digital or print formats provided that the following conditions are met:

1. All recipients of printed copies of this image-less work are eligible users - users that have access to the full, imaged, and purchased book of the respective title
2. No modifications may be made to any digital copies of this copyrighted work
3. This work may not be combined with any other work (in digital or print format)
4. All reproductions must consist of the complete work (with the exception of this instruction page in printed reproductions)
5. No fees, costs, or any form of remuneration may be charged or requested for any copies of this content (either digital or print copies), including the materials or time required to create such reproductions
6. Neither the name of the copyright holder, nor the names of its contributors may be used to endorse or promote any product or service without specific prior written permission
7. Any digital/online links sharing this content must credit SyllaSense as the originator of the content

INSTRUCTIONS

This document is designed to be printed double-sided on letter paper. Once printed, cut along the dotted line and discard the bottom half of the front page (these notices and instructions). Place the pages from the top half on top of the bottom half. Fold pages in half, then staple.

Puffins

Book 2 Purple Series (Photo)

Grapheme/Phoneme Correspondence

-long <u>/yü/>

Punctuation/Text Features

-n/a

Orthographic Conventions

-3 syllable words, stress and schwa review

High Frequency Words

-"their"

Morphology

-suffix <-y> as adjective - gives a sense of
"characterised by" or "inclined to be"

Word Count

- 184 words


Text Copyright © 2023 SyllaSense Inc.

All rights reserved. No part of this book may be reproduced in any manner without the express written permission of the publisher.

Made in Canada

It is fun to spend time watching puffins!

Puffins



Written by Lee-Ann Lear


16

Puffins live off small fish. They dive and swim under the waves to catch fish. When they get a fish, they use their strong bills to bring the fish back to their nests.



12

Puffins are fantastic animals!




2

It is fun to sit on the edge of a cliff to watch the puffins fly. If it is windy, you can watch the puffins dip and dive in the wind.



6

If you are lucky, you may spot a puffin with a lot of fish. This puffin is gripping a bunch of skinny fish, and will take them home to its puffling.



14


When the pufflings hatch, their moms and dads need to take care of them.

Pufflings are so cute!




10

Most puffins live on the tops and sides of rocky cliffs. The cliffs keep the puffins safe from animals such as dogs and minks.



4

Puffins dig holes in the sides of cliffs to make their homes. They use grass and sticks to line their nests. The eggs are kept tucked inside their nests until it is time to hatch.



8



www.syllasense.com

Images Copyright _____
(Year) (student name here)

Text Copyright 2023 SyllaSense Inc.
Available for free download from SyllaSense at:
<https://syllasense.com/downloads>

The Insect Hunt

Written by Lee-Ann Lear



Illustrated by _____

Cut along dotted line

Copyright 2023 SyllaSense Inc.

Educators have requested supplementary, practice, or take-home resources for students who are currently reading SyllaSense books in their classrooms. These image-less, printable resources will allow students to have their own copies of SyllaSense books, with their own illustrations, which can be taken home for practice. The intent is for these printable resources to be used in classrooms that are currently using SyllaSense Decodables in literacy instruction.

SyllaSense hereby grants royalty-free permission to print, share, and/or reproduce this image-less book in digital or print formats provided that the following conditions are met:

1. All recipients of printed copies of this image-less work are eligible users - users that have access to the full, imaged, and purchased book of the respective title
2. No modifications may be made to any digital copies of this copyrighted work
3. This work may not be combined with any other work (in digital or print format)
4. All reproductions must consist of the complete work (with the exception of this instruction page in printed reproductions)
5. No fees, costs, or any form of remuneration may be charged or requested for any copies of this content (either digital or print copies), including the materials or time required to create such reproductions
6. Neither the name of the copyright holder, nor the names of its contributors may be used to endorse or promote any product or service without specific prior written permission
7. Any digital/online links sharing this content must credit SyllaSense as the originator of the content

INSTRUCTIONS

This document is designed to be printed double-sided on letter paper. Once printed, cut along the dotted line and discard the bottom half of the front page (these notices and instructions). Place the pages from the top half on top of the bottom half. Fold pages in half, then staple.

Purple Series
The Insect Hunt
Book 3 (Photo)
190 words

The Insect Hunt

Book 3 Purple Series (Photo)

Grapheme/Phoneme Correspondence
-long <u>/ū/>

Punctuation/Text Features
-n/a

Orthographic Conventions
-n/a

High Frequency Words
-"some"

Morphology
-suffix <-er> as comparative (more)

Word Count
- 190 words


Text Copyright © 2023 SyllaSense Inc.

All rights reserved. No part of this book may be reproduced in any manner without the express written permission of the publisher.

Made in Canada

It was fun to hunt for insects,
and fun to let them go!


The Insect Hunt



Written by Lee-Ann Lear


16

Luke went and checked some shorter trees
next to the trail. He spotted a butterfly!
The butterfly was bigger than the moth.
Luke got the butterfly in the net!



12

Luke and Jude went on a hike to catch some insects.



2

Jude jumped up to catch the moth, but it was faster and it got away from her.



6

Luke set his hand in the net and the butterfly stepped onto his hand! He watched the butterfly rest on his hand.



"Let's make a rule," said Jude. "Let's not keep the insects. We can catch them, then let them go."

They watched the butterfly fly off into the taller trees in the forest.


14

Jude spotted some black ants sitting on the side of the log. Jude put the smaller net next to the ants, but they ran off into a deep hole!

10




Luke spotted a moth on a tall tree
next to the trail. The moth's wings
blended in with the trunk of the tree!



4

Jude spotted a log next to the path.

"Let's check that log," she said.



8



www.syllasense.com

Images Copyright _____
(Year) (student name here)

Text Copyright 2023 SyllaSense Inc.
Available for free download from SyllaSense at:
<https://syllasense.com/downloads>

Purple Series
Cupcakes
Book 4 (Photo)
201 words

Cupcakes

Written by Lee-Ann Lear



Illustrated by _____

Cut along dotted line

Copyright 2023 SyllaSense Inc.

Educators have requested supplementary, practice, or take-home resources for students who are currently reading SyllaSense books in their classrooms. These image-less, printable resources will allow students to have their own copies of SyllaSense books, with their own illustrations, which can be taken home for practice. The intent is for these printable resources to be used in classrooms that are currently using SyllaSense Decodables in literacy instruction.

SyllaSense hereby grants royalty-free permission to print, share, and/or reproduce this image-less book in digital or print formats provided that the following conditions are met:

1. All recipients of printed copies of this image-less work are eligible users - users that have access to the full, imaged, and purchased book of the respective title
2. No modifications may be made to any digital copies of this copyrighted work
3. This work may not be combined with any other work (in digital or print format)
4. All reproductions must consist of the complete work (with the exception of this instruction page in printed reproductions)
5. No fees, costs, or any form of remuneration may be charged or requested for any copies of this content (either digital or print copies), including the materials or time required to create such reproductions
6. Neither the name of the copyright holder, nor the names of its contributors may be used to endorse or promote any product or service without specific prior written permission
7. Any digital/online links sharing this content must credit SyllaSense as the originator of the content

INSTRUCTIONS

This document is designed to be printed double-sided on letter paper. Once printed, cut along the dotted line and discard the bottom half of the front page (these notices and instructions). Place the pages from the top half on top of the bottom half. Fold pages in half, then staple.

Cupcakes

Book 4 Purple Series (Photo)

Grapheme/Phoneme Correspondence
-digraph <wr>/r/

Punctuation/Text Features
-n/a

Orthographic Conventions
-n/a

High Frequency Words
-n/a

Morphology
-suffix <-er> as an "agent" or "one who"

Word Count
- 201 words


Text Copyright © 2023 SyllaSense Inc.

All rights reserved. No part of this book may be reproduced in any manner without the express written permission of the publisher.

Made in Canada

It was so much fun to make cupcakes!

Cupcakes



Written by Lee-Ann Lear

16

Dad put the cupcakes in the oven.
Jordan and Dad had a glass of milk while
they waited for the buzzer to go off.



12


One morning, Jordan wanted to make cupcakes for Granddad.

"I can be your helper!" said Dad.



2

Next, Jordan got the eggs from the fridge. She broke the eggs and added them to the cake mix.



6

When the time was up, Dad got the cupcakes from the oven. Jordan added white frosting to the top. Then Jordan wrapped them up for Grandad and wrote him a note.



"We did a fantastic job!" said Jordan.

14


Jordan put pink and green cups in the cupcake pan, and Dad added the mix. The pan had twelve cups.

"We can give five to Grandad, and we can keep the rest!" said Jordan.

10



Jordan grabbed the cake mix, but something was wrong. It was full of lumps! Dad grabbed the sifter and they got rid of the lumps.




4

After she added the eggs, Jordan got a jug of milk and added milk to the mix.

Dad said, "I can use the whisker to blend the cake mix."

Dad flicked his wrist and blended the mix.



8



www.syllasense.com

Images Copyright _____
(Year) (student name here)

Text Copyright 2023 SyllaSense Inc.
Available for free download from SyllaSense at:
<https://syllasense.com/downloads>

Purple Series
Red Foxes
Book 5 (Photo)
210 words

Red Foxes

Written by Lee-Ann Lear



Illustrated by _____

Cut along dotted line

Copyright 2023 SyllaSense Inc.

Educators have requested supplementary, practice, or take-home resources for students who are currently reading SyllaSense books in their classrooms. These image-less, printable resources will allow students to have their own copies of SyllaSense books, with their own illustrations, which can be taken home for practice. The intent is for these printable resources to be used in classrooms that are currently using SyllaSense Decodables in literacy instruction.

SyllaSense hereby grants royalty-free permission to print, share, and/or reproduce this image-less book in digital or print formats provided that the following conditions are met:

1. All recipients of printed copies of this image-less work are eligible users - users that have access to the full, imaged, and purchased book of the respective title
2. No modifications may be made to any digital copies of this copyrighted work
3. This work may not be combined with any other work (in digital or print format)
4. All reproductions must consist of the complete work (with the exception of this instruction page in printed reproductions)
5. No fees, costs, or any form of remuneration may be charged or requested for any copies of this content (either digital or print copies), including the materials or time required to create such reproductions
6. Neither the name of the copyright holder, nor the names of its contributors may be used to endorse or promote any product or service without specific prior written permission
7. Any digital/online links sharing this content must credit SyllaSense as the originator of the content

INSTRUCTIONS

This document is designed to be printed double-sided on letter paper. Once printed, cut along the dotted line and discard the bottom half of the front page (these notices and instructions). Place the pages from the top half on top of the bottom half. Fold pages in half, then staple.

Red Foxes

Book 5 Purple Series (Photo)

Grapheme/Phoneme Correspondence
-long <e>/ē/ (in vce pattern)

Punctuation/Text Features
-n/a

Orthographic Conventions
-“marker <e>” as suffix cancellation
(e.g., sense)

High Frequency Words
-n/a

Morphology
-suffix <-es> as plural ending
(forms another syllable)

Word Count
- 210 words


Text Copyright © 2023 SyllaSense Inc.

All rights reserved. No part of this book may be reproduced in any manner without the express written permission of the publisher.

Made in Canada

Red foxes are
fantastic animals!

Red Foxes



Written by Lee-Ann Lear

16

Red foxes have a wide number of calls that they can use. Adult foxes use calls for attracting mates, and for getting help if something is wrong.




12

Red foxes are small, dog-like animals. You can find them in a number of wild habitats, such as grasslands and bushes.




2

Red foxes live off small animals and plants. They are clever and fast, and use their strong sense of smell to hunt for animals such as mice, fish, and rabbits.




6

Red foxes have litters of pups in the spring. They dig dens, and the pups stay in the dens. The adult foxes raise the pups and take care of them until they are older and can hunt alone.




14

In the cold winter, red foxes sometimes need to dig to catch animals. These foxes smell something and are digging to find it!




10

You may think all red foxes are red, but this is false. Some red foxes are black and silver. A cross fox is a red fox with a black cross on its back.



4

Red foxes have whiskers on their legs. These whiskers help them to find their way in long grass and dense bushes. The whiskers also help foxes to sense animals when they are hunting.



8



www.syllasense.com

Images Copyright _____
(Year) (student name here)

Text Copyright 2023 SyllaSense Inc.
Available for free download from SyllaSense at:
<https://syllasense.com/downloads>

Purple Series
Biking
Book 6 (Photo)
216 words

Biking

Written by Lee-Ann Lear



Illustrated by _____

Cut along dotted line

Copyright 2023 SyllaSense Inc.

Educators have requested supplementary, practice, or take-home resources for students who are currently reading SyllaSense books in their classrooms. These image-less, printable resources will allow students to have their own copies of SyllaSense books, with their own illustrations, which can be taken home for practice. The intent is for these printable resources to be used in classrooms that are currently using SyllaSense Decodables in literacy instruction.

SyllaSense hereby grants royalty-free permission to print, share, and/or reproduce this image-less book in digital or print formats provided that the following conditions are met:

1. All recipients of printed copies of this image-less work are eligible users - users that have access to the full, imaged, and purchased book of the respective title
2. No modifications may be made to any digital copies of this copyrighted work
3. This work may not be combined with any other work (in digital or print format)
4. All reproductions must consist of the complete work (with the exception of this instruction page in printed reproductions)
5. No fees, costs, or any form of remuneration may be charged or requested for any copies of this content (either digital or print copies), including the materials or time required to create such reproductions
6. Neither the name of the copyright holder, nor the names of its contributors may be used to endorse or promote any product or service without specific prior written permission
7. Any digital/online links sharing this content must credit SyllaSense as the originator of the content

INSTRUCTIONS

This document is designed to be printed double-sided on letter paper. Once printed, cut along the dotted line and discard the bottom half of the front page (these notices and instructions). Place the pages from the top half on top of the bottom half. Fold pages in half, then staple.

Biking

Book 6 Purple Series (Photo)

Grapheme/Phoneme Correspondence
-n/a

Punctuation/Text Features
-n/a

Orthographic Conventions
-replace <e> suffixing convention

High Frequency Words
-n/a

Morphology
-suffix <-ful> - gives a sense of "full"
or "full of"

Word Count
- 216 words


Text Copyright © 2023 SyllaSense Inc.

All rights reserved. No part of this book may be reproduced in any manner without the express written permission of the publisher.

Made in Canada

Bike riding
is an amazing
sport for all!

Biking



Written by Lee-Ann Lear


16

If you do not like biking fast, you can
take your time and chill as you ride.
Biking is a fun way to get from one
place to the next.




12

Riding bikes is fun!




2

Biking in the forest can be fun. You can ride fast on hills, and on small trails. When biking in a forest, you need to be careful and watch for trees and bushes!




6

If you are daring, you may like bike jumping. When you jump with your bike, it is helpful to have a ramp or a big hill to take off from. Landing can be tricky, so you need to begin with smaller jumps, then switch to bigger ones!




14

If you like biking fast, you may want to try bike racing. They close the streets when bike races happen in the city. It is fun to use the streets for racing!




10

You can ride bikes in all sorts of places.
All you need is your bike and your
helmet, and you are all set to go!



4

It is also fun to go biking in the city.
In the city, you need to be mindful of
the traffic. Bike lanes are useful, and are
a safer space away from the big trucks
and buses.



8



www.syllasense.com

Images Copyright _____
(Year) (student name here)

Text Copyright 2023 SyllaSense Inc.
Available for free download from SyllaSense at:
<https://syllasense.com/downloads>



Illustrated by _____

Cut along dotted line

Copyright 2023 SyllaSense Inc.

Educators have requested supplementary, practice, or take-home resources for students who are currently reading SyllaSense books in their classrooms. These image-less, printable resources will allow students to have their own copies of SyllaSense books, with their own illustrations, which can be taken home for practice. The intent is for these printable resources to be used in classrooms that are currently using SyllaSense Decodables in literacy instruction.

SyllaSense hereby grants royalty-free permission to print, share, and/or reproduce this image-less book in digital or print formats provided that the following conditions are met:

1. All recipients of printed copies of this image-less work are eligible users - users that have access to the full, imaged, and purchased book of the respective title
2. No modifications may be made to any digital copies of this copyrighted work
3. This work may not be combined with any other work (in digital or print format)
4. All reproductions must consist of the complete work (with the exception of this instruction page in printed reproductions)
5. No fees, costs, or any form of remuneration may be charged or requested for any copies of this content (either digital or print copies), including the materials or time required to create such reproductions
6. Neither the name of the copyright holder, nor the names of its contributors may be used to endorse or promote any product or service without specific prior written permission
7. Any digital/online links sharing this content must credit SyllaSense as the originator of the content

INSTRUCTIONS

This document is designed to be printed double-sided on letter paper. Once printed, cut along the dotted line and discard the bottom half of the front page (these notices and instructions). Place the pages from the top half on top of the bottom half. Fold pages in half, then staple.

Purple Series
The Tides
Book 7 (Photo)
219 words

The Tides

Book 7 Purple Series (Photo)

Grapheme/Phoneme Correspondence
-n/a

Punctuation/Text Features
-n/a

Orthographic Conventions
-n/a

High Frequency Words
-"where"/ "there"

Morphology
-suffix <-est> as superlative (the most)

Word Count
- 219 words


Text Copyright © 2023 SyllaSense Inc.

All rights reserved. No part of this book may be reproduced in any manner without the express written permission of the publisher.

Made in Canada

Hopewell Rocks is an
amazing place to visit!

The Tides



Written by Lee-Ann Lear


16

When they finished hiking, Zack ran into
the waves to rinse most of the mud
from his feet. Then they went back up
the steep stairs to have some lunch.




12

Mom, Dad, Tess, and Zack went on a trip to Hopewell Rocks to watch the tides. Hopewell Rocks is on the Bay of Fundy, where the tides are the biggest and the fastest!




2

When they got close to the shore line, the sand was thick, red, and muddy. As they stepped from place to place, their feet left prints in the mud! Dad left the deepest prints!




6

Later in the day, they went back to the bay. When they got there, it was not the same at all! The tide was all the way up to the rock spires, and the trail where they had hiked was under the water!




14

They left the edge of the shore and hiked along the base of the cliffs. There, they spotted some caves, and the oddest rock spires.




10

They hiked to the bay. When they got there, the tide was not in. They went on the steep stairs that led to the shore.



4

The mud was full of rocks, stones, and shells. They had to watch where they stepped to keep their feet safe!



8



www.syllasense.com

Images Copyright _____
(Year) (student name here)

Text Copyright 2023 SyllaSense Inc.
Available for free download from SyllaSense at:
<https://syllasense.com/downloads>



Illustrated by _____

Cut along dotted line

Copyright 2023 SyllaSense Inc.

Educators have requested supplementary, practice, or take-home resources for students who are currently reading SyllaSense books in their classrooms. These image-less, printable resources will allow students to have their own copies of SyllaSense books, with their own illustrations, which can be taken home for practice. The intent is for these printable resources to be used in classrooms that are currently using SyllaSense Decodables in literacy instruction.

SyllaSense hereby grants royalty-free permission to print, share, and/or reproduce this image-less book in digital or print formats provided that the following conditions are met:

1. All recipients of printed copies of this image-less work are eligible users - users that have access to the full, imaged, and purchased book of the respective title
2. No modifications may be made to any digital copies of this copyrighted work
3. This work may not be combined with any other work (in digital or print format)
4. All reproductions must consist of the complete work (with the exception of this instruction page in printed reproductions)
5. No fees, costs, or any form of remuneration may be charged or requested for any copies of this content (either digital or print copies), including the materials or time required to create such reproductions
6. Neither the name of the copyright holder, nor the names of its contributors may be used to endorse or promote any product or service without specific prior written permission
7. Any digital/online links sharing this content must credit SyllaSense as the originator of the content

INSTRUCTIONS

This document is designed to be printed double-sided on letter paper. Once printed, cut along the dotted line and discard the bottom half of the front page (these notices and instructions). Place the pages from the top half on top of the bottom half. Fold pages in half, then staple.

Purple Series
Niagara Falls
Book 8 (Photo)
233 words

Niagara Falls

Book 8 Purple Series (Photo)

Grapheme/Phoneme Correspondence

-<g>/j/

Punctuation/Text Features

-n/a

Orthographic Conventions

-<g> as /j/ (when followed by <e>, <i>
or <y>)

High Frequency Words

-subject words "Niagara"

Morphology

-suffix <-ly> - gives a sense of "like"
or "manner of"

Word Count

- 233 words


Text Copyright © 2023 SyllaSense Inc.

All rights reserved. No part of this book may be reproduced in any manner without the express written permission of the publisher.

Made in Canada

Niagara Falls is a lovely place to visit!

Niagara Falls



Written by Lee-Ann Lear


16

The tunnels end at the base of the falls.
You can stop on the platform and watch
the water dropping freely from the edge.
The dropping water makes a lot of mist!




12

Niagara Falls is an amazing place to visit!




2

There are a number of things to see and do at the falls, including an extremely long zipline!



6

At the end of the visit, you can go on a misty ride to get a bit closer to the falls. The wind, mist, and waves from the falls make it an amazing ride!




14

After the rapids, you can make your way into the tunnels that run behind the falls. In one place, there is a ledge where you can watch the water thunder past and plunge onto the rocks at the bottom.




10

The falls are on the Niagara River. At the top of the falls, the river is fast and wide. The water swiftly drops all the way to the bottom of the falls, where it hits the rocks, making a huge spray and lots of mist.



4

You can go on a hike along a river trail to watch the river rapids. The waves are huge and wild, and they crash on the rocks! The water is raging and deep, so you need to stick to the rules and stay on the deck to keep safe!



8



www.syllasense.com

Images Copyright _____
(Year) (student name here)

Text Copyright 2023 SyllaSense Inc.
Available for free download from SyllaSense at:
<https://syllasense.com/downloads>

Illustrated by _____

At the Lake

Written by Lee-Ann Lear



Purple Series
At the Lake
Book 9 (Photo)
236 words

Cut along dotted line

Copyright 2023 SyllaSense Inc.

Educators have requested supplementary, practice, or take-home resources for students who are currently reading SyllaSense books in their classrooms. These image-less, printable resources will allow students to have their own copies of SyllaSense books, with their own illustrations, which can be taken home for practice. The intent is for these printable resources to be used in classrooms that are currently using SyllaSense Decodables in literacy instruction.

SyllaSense hereby grants royalty-free permission to print, share, and/or reproduce this image-less book in digital or print formats provided that the following conditions are met:

1. All recipients of printed copies of this image-less work are eligible users - users that have access to the full, imaged, and purchased book of the respective title
2. No modifications may be made to any digital copies of this copyrighted work
3. This work may not be combined with any other work (in digital or print format)
4. All reproductions must consist of the complete work (with the exception of this instruction page in printed reproductions)
5. No fees, costs, or any form of remuneration may be charged or requested for any copies of this content (either digital or print copies), including the materials or time required to create such reproductions
6. Neither the name of the copyright holder, nor the names of its contributors may be used to endorse or promote any product or service without specific prior written permission
7. Any digital/online links sharing this content must credit SyllaSense as the originator of the content

INSTRUCTIONS

This document is designed to be printed double-sided on letter paper. Once printed, cut along the dotted line and discard the bottom half of the front page (these notices and instructions). Place the pages from the top half on top of the bottom half. Fold pages in half, then staple.

At the Lake

Book 9 Purple Series (Photo)

Grapheme/Phoneme Correspondence
-digraph <kn>/n/

Punctuation/Text Features
-n/a

Orthographic Conventions
-n/a

High Frequency Words
-n/a

Morphology
-n/a-prefix <un-> - gives a sense of “not”
or “the opposite of”

Word Count
- 236 words


Text Copyright © 2023 SyllaSense Inc.

All rights reserved. No part of this book may be reproduced in any manner without the express written permission of the publisher.

Made in Canada

When the sun has set, Tess and Zack like to have bonfires on the sand. They are thankful that they have such an amazing place to visit!

At the Lake



Written by Lee-Ann Lear


16

If there is a chilly day, Zack likes to set up their badminton set in the driveway. They have to be careful not to knock into the branches, but they have fun just the same!




12

Tess and Zack's family have a place on a lake. They like to visit the lake in the summer. It is unlike their home in the city, and it is a fun place to unwind.




2

Sometimes a plane will take off or land on the lake. When a plane takes off, Tess and Zack go and watch from the end of the dock.



6

Dad likes to ride on the wakeskate. It is extremely fast, but not unsafe. You have to grip the rope when you hit waves! Dad is hopeful that he will not fall in the lake!




14

Tess can swim the deepest with her mask and fins. She has a knack for spotting fish at the bottom of the lake.




10

Tess and Zack stay in a small cabin at the lake. There is a useful fireplace for chilly days. On hotter days, the fire stays unlit.



4

When it is sunny and hot, Zack likes to jump or dive off the dock. He loves to lift his knees and make big splashes and waves!



8



www.syllasense.com

Images Copyright _____
(Year) (student name here)

Text Copyright 2023 SyllaSense Inc.
Available for free download from SyllaSense at:
<https://syllasense.com/downloads>

Illustrated by _____

Cut along dotted line

Copyright 2023 SyllaSense Inc.

Educators have requested supplementary, practice, or take-home resources for students who are currently reading SyllaSense books in their classrooms. These image-less, printable resources will allow students to have their own copies of SyllaSense books, with their own illustrations, which can be taken home for practice. The intent is for these printable resources to be used in classrooms that are currently using SyllaSense Decodables in literacy instruction.

SyllaSense hereby grants royalty-free permission to print, share, and/or reproduce this image-less book in digital or print formats provided that the following conditions are met:

1. All recipients of printed copies of this image-less work are eligible users - users that have access to the full, imaged, and purchased book of the respective title
2. No modifications may be made to any digital copies of this copyrighted work
3. This work may not be combined with any other work (in digital or print format)
4. All reproductions must consist of the complete work (with the exception of this instruction page in printed reproductions)
5. No fees, costs, or any form of remuneration may be charged or requested for any copies of this content (either digital or print copies), including the materials or time required to create such reproductions
6. Neither the name of the copyright holder, nor the names of its contributors may be used to endorse or promote any product or service without specific prior written permission
7. Any digital/online links sharing this content must credit SyllaSense as the originator of the content

INSTRUCTIONS

This document is designed to be printed double-sided on letter paper. Once printed, cut along the dotted line and discard the bottom half of the front page (these notices and instructions). Place the pages from the top half on top of the bottom half. Fold pages in half, then staple.

Purple Series
Fish
Book 10 (Photo)
249 words

Fish

Written by Lee-Ann Lear



Fish

Book 10 Purple Series (Photo)

Grapheme/Phoneme Correspondence

-<y>/i/

Punctuation/Text Features

-n/a

Orthographic Conventions

-n/a

High Frequency Words

-subject word "ocean"

Morphology

-prefix <re-> - gives a sense of "back"
or "again"
-concept of bound base

Word Count

- 249 words


Text Copyright © 2023 SyllaSense Inc.

All rights reserved. No part of this book may be reproduced in any manner without the express written permission of the publisher.

Made in Canada

Fish are fantastic
animals!

Fish



Written by Lee-Ann Lear


16

It is a myth that all fish need to remain in the water to stay alive. A small number of fish can live in water and on land. Mudskippers live in the water when the tide is in, and on land the rest of the time. They have strong, helpful fins that pull them across the muddy sand and help them to jump and scale rocks.



12

Fish are animals that live in water. Some fish live in saltwater oceans, and some fish live in freshwater lakes and river systems.




2

Fish have gills that take oxygen from the water. The gill slits can be spotted on the sides, or sometimes the bottom, of a fish's body. When water passes the thin walls of the gills, oxygen enters the fish and travels to the fish's cells.




6

Tropical fish are amazing! Their vivid scales reflect the sun and make them relaxing to watch. It is fun to swim with tropical fish!




14

All fish have backbones and fins. Fish fins are made of webbed spines. Tail fins help fish go where they want in the water, and react quickly if they spot something unsafe.




10

Fish come in all shapes and sizes. Some are skinny and some are fat. Some are small and some, like the ocean sunfish, are extremely huge!



4

Fish scales help fish to glide in the water. Some fish have slime on their scales to help reduce the drag from the water and help them swim quickly.



8