



www.syllasense.com

Images Copyright _____
(Year) (student name here)

Text Copyright 2023 SyllaSense Inc.
Available for free download from SyllaSense at:
<https://syllasense.com/downloads>

Illustrated by _____

Jump!

Written by Lee-Ann Lear



Teal Series
Jump!
Book 1 (Photo)
134 words

Cut along dotted line

Copyright 2023 SyllaSense Inc.

Educators have requested that SyllaSense makes supplementary, practice, or take-home resources available for students that are currently reading the SyllaSense books. These image-less, printable resources will allow students to have their own copies of SyllaSense books, with their own illustrations. The intent is for these printable resources to be used in classrooms that are currently using SyllaSense Decodables in literacy instruction.

SyllaSense hereby grants royalty-free permission to print, share, and/or reproduce this image-less book in digital or print formats provided that the following conditions are met:

1. All recipients of printed copies of this image-less work are eligible users - users that have previously accessed the full, imaged, and purchased book of the respective title
2. No modifications may be made to any digital copies of this copyright work
3. This work may not be combined with any other work (in digital or print format)
4. All reproductions must consist of the complete work (with the exception of this instruction page in printed reproductions)
5. No fees, costs, or any form of remuneration may be charged or requested for any copies of this content (either digital or print copies) including the materials or time required to create such reproductions
6. Neither the name of the copyright holder, nor the names of its contributors may be used to endorse or promote any product or service without specific prior written permission
7. Any digital/online links sharing this content must credit SyllaSense as the originator of the content

INSTRUCTIONS

This document is designed to be printed double sided on letter paper. Once printed, cut along dotted line and discard bottom half of front page (these notices and instructions). Place the pages from the top half on top of what's left of the bottom half. Fold pages in half, then staple.

Jump!

Book 1 Teal Series (Photo)

Grapheme/Phoneme Correspondence

-<o>/ō/ and <e>/ē/ in open syllables (e.g., “go”, “me”)

Punctuation/Text Features

-n/a

Orthographic Conventions

-long vowel sounds in open syllables

High Frequency Words

-“you”

Morphology

-n/a

Word Count

- 134 words


Text Copyright © 2023 SyllaSense Inc.

All rights reserved. No part of this book may be reproduced in any manner without the express written permission of the publisher.

Made in Canada

Can you jump?

Jump!



Written by Lee-Ann Lear


16

Jumping and flipping can be thrilling! You must be strong to flip as you jump!




12

Jumping is so much fun!




2

Jumping off the edge of a dock is the best! You can scrunch up as you go, and land with a big splash.



6

Dogs can jump. This dog wants to get the ball. He will run, jump up, catch it, and then bring it back to you!




14

Jo is jumping in the long jump. She runs and jumps, stretching up as much as she can. She will land in the sand.



10

A frog can jump. This frog jumps up, up, up! He is stretching his legs to land on the plant with his pal.



4

Trick jumps can be fun as well. Jack jumps up, kicks, flips, and then lands. Go, Jack!



8



www.syllasense.com

Images Copyright _____
(Year) (student name here)

Text Copyright 2023 SyllaSense Inc.
Available for free download from SyllaSense at:
<https://syllasense.com/downloads>

Illustrated by _____

Fast!

Written by Lee-Ann Lear



Teal Series
Fast!
Book 2 (Photo)
136 words

Cut along dotted line

Copyright 2023 SyllaSense Inc.

Educators have requested that SyllaSense makes supplementary, practice, or take-home resources available for students that are currently reading the SyllaSense books. These image-less, printable resources will allow students to have their own copies of SyllaSense books, with their own illustrations. The intent is for these printable resources to be used in classrooms that are currently using SyllaSense Decodables in literacy instruction.

SyllaSense hereby grants royalty-free permission to print, share, and/or reproduce this image-less book in digital or print formats provided that the following conditions are met:

1. All recipients of printed copies of this image-less work are eligible users - users that have previously accessed the full, imaged, and purchased book of the respective title
2. No modifications may be made to any digital copies of this copyright work
3. This work may not be combined with any other work (in digital or print format)
4. All reproductions must consist of the complete work (with the exception of this instruction page in printed reproductions)
5. No fees, costs, or any form of remuneration may be charged or requested for any copies of this content (either digital or print copies) including the materials or time required to create such reproductions
6. Neither the name of the copyright holder, nor the names of its contributors may be used to endorse or promote any product or service without specific prior written permission
7. Any digital/online links sharing this content must credit SyllaSense as the originator of the content

INSTRUCTIONS

This document is designed to be printed double sided on letter paper. Once printed, cut along dotted line and discard bottom half of front page (these notices and instructions). Place the pages from the top half on top of what's left of the bottom half. Fold pages in half, then staple.

Fast!

Book 2 Teal Series (Photo)

Grapheme/Phoneme Correspondence

-<y>/i/ in stressed open syllables
(e.g., “by”, “my”)

Punctuation/Text Features

-n/a

Orthographic Conventions

-n/a

High Frequency Words

-n/a

Morphology

-suffix <-es> as plural and third person singular (forms
another syllable)

Word Count

- 136 words


Text Copyright © 2023 SyllaSense Inc.

All rights reserved. No part of this book may be reproduced in any manner without the express written permission of the publisher.

Made in Canada

Going fast is fun!

Fast!



Written by Lee-Ann Lear


16

This pitched ball is quick! You must swing the bat, and try to hit the ball as it flashes by. If you hit it well, it will fly!




12

It can be thrilling to go fast!




2

Cats can be quick. This cat pushes with its strong back legs to try to catch up.




6

Dogs can be quick as well.
Watch the dog as he zigs,
zags, and then dashes to
the end of the track!



14


A rabbit is swift. If a rabbit
is spotted by foxes, it mixes
running and jumping to get
back to its den.



10


Jets fly fast in the sky.

If you go on a jet, the trip
will be swift!



4

Going fast on a sled can be
fun. Try not to fall off if the
sled hits a bump!



8



www.syllasense.com

Images Copyright _____
(Year) (student name here)

Text Copyright 2023 SyllaSense Inc.
Available for free download from SyllaSense at:
<https://syllasense.com/downloads>



Illustrated by _____

Cut along dotted line

Copyright 2023 SyllaSense Inc.

Educators have requested that SyllaSense makes supplementary, practice, or take-home resources available for students that are currently reading the SyllaSense books. These image-less, printable resources will allow students to have their own copies of SyllaSense books, with their own illustrations. The intent is for these printable resources to be used in classrooms that are currently using SyllaSense Decodables in literacy instruction.

SyllaSense hereby grants royalty-free permission to print, share, and/or reproduce this image-less book in digital or print formats provided that the following conditions are met:

1. All recipients of printed copies of this image-less work are eligible users - users that have previously accessed the full, imaged, and purchased book of the respective title
2. No modifications may be made to any digital copies of this copyright work
3. This work may not be combined with any other work (in digital or print format)
4. All reproductions must consist of the complete work (with the exception of this instruction page in printed reproductions)
5. No fees, costs, or any form of remuneration may be charged or requested for any copies of this content (either digital or print copies) including the materials or time required to create such reproductions
6. Neither the name of the copyright holder, nor the names of its contributors may be used to endorse or promote any product or service without specific prior written permission
7. Any digital/online links sharing this content must credit SyllaSense as the originator of the content

INSTRUCTIONS

This document is designed to be printed double sided on letter paper. Once printed, cut along dotted line and discard bottom half of front page (these notices and instructions). Place the pages from the top half on top of what's left of the bottom half. Fold pages in half, then staple.

Teal Series
Pancakes
Book 3 (Photo)
140 words

Pancakes
Book 3 Teal Series (Photo)

Grapheme/Phoneme Correspondence
-<a>/ă/ in VCe pattern
(e.g., “cake”)

Punctuation/Text Features
-n/a

Orthographic Conventions
-vowel-consonant-<e> syllables (“marker <e>” to
mark preceding vowel as long)

High Frequency Words
-n/a

Morphology
-compound words

Word Count
- 140 words


Text Copyright © 2023 SyllaSense Inc.

All rights reserved. No part of this book may be reproduced in any manner without the express written permission of the publisher.

Made in Canada

Try them! Yum, yum!

Pancakes



Written by Lee-Ann Lear


16

Step 5: Take the pancakes off the pan, and put them onto a plate.




12

It is fun to make pancakes!




2

Step 2: Blend the mix well.
You cannot quit until the mix
has no lumps. This can take
a lot of blending!



6

The last step is to add toppings. Lots of toppings go well with pancakes!




14

Step 4: Lift the edge of a pancake to check if the bottom is tanned. If it is, flip all the pancakes. This can make a mess, so getting help is the best plan!




10

Step 1: Get a box of dry pancake mix. Take a cup of milk and an egg, and add them to the mix.



4

Step 3: Put dollops of the mix into a hot pan. The mix will flatten in the pan. Be safe!
It is hot!



8



www.syllasense.com

Images Copyright _____
(Year) (student name here)

Text Copyright 2023 SyllaSense Inc.
Available for free download from SyllaSense at:
<https://syllasense.com/downloads>

Illustrated by _____

Hide!

Written by Lee-Ann Lear



Cut along dotted line

Copyright 2023 SyllaSense Inc.

Educators have requested that SyllaSense makes supplementary, practice, or take-home resources available for students that are currently reading the SyllaSense books. These image-less, printable resources will allow students to have their own copies of SyllaSense books, with their own illustrations. The intent is for these printable resources to be used in classrooms that are currently using SyllaSense Decodables in literacy instruction.

SyllaSense hereby grants royalty-free permission to print, share, and/or reproduce this image-less book in digital or print formats provided that the following conditions are met:

1. All recipients of printed copies of this image-less work are eligible users - users that have previously accessed the full, imaged, and purchased book of the respective title
2. No modifications may be made to any digital copies of this copyright work
3. This work may not be combined with any other work (in digital or print format)
4. All reproductions must consist of the complete work (with the exception of this instruction page in printed reproductions)
5. No fees, costs, or any form of remuneration may be charged or requested for any copies of this content (either digital or print copies) including the materials or time required to create such reproductions
6. Neither the name of the copyright holder, nor the names of its contributors may be used to endorse or promote any product or service without specific prior written permission
7. Any digital/online links sharing this content must credit SyllaSense as the originator of the content

INSTRUCTIONS

This document is designed to be printed double sided on letter paper. Once printed, cut along dotted line and discard bottom half of front page (these notices and instructions). Place the pages from the top half on top of what's left of the bottom half. Fold pages in half, then staple.

Teal Series
Hide!
Book 4 (Photo)
148 words

Hide!

Book 4 Teal Series (Photo)

Grapheme/Phoneme Correspondence

-<i>/i/ in VCe pattern
(e.g., "hide")
-<wh>/w/ (e.g., "when")

Punctuation/Text Features

-contractions (e.g., "can't", "isn't")

Orthographic Conventions

-n/a

High Frequency Words

-n/a

Morphology

-n/a

Word Count

- 148 words


Text Copyright © 2023 SyllaSense Inc.

All rights reserved. No part of this book may be reproduced in any manner without the express written permission of the publisher.

Made in Canada

Can you hide?

Hide!



Written by Lee-Ann Lear


16

This mantis can hide as well.
It's sitting on a pink and white
plant. The mantis matches the
plant, so it isn't spotted.




12

It can be fun to hide!




2

This dog is trying to hide,
but he isn't the best at this
game. He can't spot you, so
he thinks you can't spot him!



6

Can you spot the frog? It has a fine time resting on the moss. It blends in, so no snake will catch it!




14

While this fish rests, it is safe. It's wide and flat, and blends into the sand. A whale can't spot it.




10

This cub slips inside a pile of rocks. He likes to hide, but he wants to check if his mom is watching. He can't help himself! When he pops back up, she spots him!



4

Blending in isn't just fun.
At times, it can be a big help!



8



www.syllasense.com

Images Copyright _____
(Year) (student name here)

Text Copyright 2023 SyllaSense Inc.
Available for free download from SyllaSense at:
<https://syllasense.com/downloads>

The Camping Trip

Written by Lee-Ann Lear



Illustrated by _____

Cut along dotted line

Copyright 2023 SyllaSense Inc.

Educators have requested that SyllaSense makes supplementary, practice, or take-home resources available for students that are currently reading the SyllaSense books. These image-less, printable resources will allow students to have their own copies of SyllaSense books, with their own illustrations. The intent is for these printable resources to be used in classrooms that are currently using SyllaSense Decodables in literacy instruction.

SyllaSense hereby grants royalty-free permission to print, share, and/or reproduce this image-less book in digital or print formats provided that the following conditions are met:

1. All recipients of printed copies of this image-less work are eligible users - users that have previously accessed the full, imaged, and purchased book of the respective title
2. No modifications may be made to any digital copies of this copyright work
3. This work may not be combined with any other work (in digital or print format)
4. All reproductions must consist of the complete work (with the exception of this instruction page in printed reproductions)
5. No fees, costs, or any form of remuneration may be charged or requested for any copies of this content (either digital or print copies) including the materials or time required to create such reproductions
6. Neither the name of the copyright holder, nor the names of its contributors may be used to endorse or promote any product or service without specific prior written permission
7. Any digital/online links sharing this content must credit SyllaSense as the originator of the content

INSTRUCTIONS

This document is designed to be printed double sided on letter paper. Once printed, cut along dotted line and discard bottom half of front page (these notices and instructions). Place the pages from the top half on top of what's left of the bottom half. Fold pages in half, then staple.

Teal Series
The Camping Trip
Book 5 (Photo)
169 words

The Camping Trip
Book 5 Teal Series (Photo)

Grapheme/Phoneme Correspondence
-<o>/o/ in VCe pattern
(e.g., “close”)

Punctuation/Text Features
-n/a

Orthographic Conventions
-n/a

High Frequency Words
-n/a

Morphology
-n/a

Word Count
- 169 words


Text Copyright © 2023 SyllaSense Inc.

All rights reserved. No part of this book may be reproduced in any manner without the express written permission of the publisher.

Made in Canada

It was the best camping trip!

The Camping Trip



Written by Lee-Ann Lear

16

Cole helped Granddad set up.
They slid poles into the
channels at the top of the tent,
which made the tent strong.



12

Granddad and Cole wanted to go camping at the lake.

Granddad packed the backpacks and they set off!




2

They stopped and had a rest.

Cole had a snack while

Granddad checked the map.

The lake was close by!




6

Cole wanted lunch, so Granddad lit the camp stove. The stove was hot, so it didn't take long to make lunch.




14

When they got to the edge of the lake, they sat in the shade of the bushes. They spotted ducks swimming close by. It was a fine spot!




10

It was a long hike to get to the lake. The path was wide, but had lots of stones and uphill stretches. They didn't want to fall, so they had poles to help them.



4

They set off. It wasn't long until they came to the top of a big slope and spotted the lake!



8



www.syllasense.com

Images Copyright _____
(Year) (student name here)

Text Copyright 2023 SyllaSense Inc.
Available for free download from SyllaSense at:
<https://syllasense.com/downloads>

The Race

Written by Lee-Ann Lear



Illustrated by _____

Cut along dotted line

Copyright 2023 SyllaSense Inc.

Educators have requested that SyllaSense makes supplementary, practice, or take-home resources available for students that are currently reading the SyllaSense books. These image-less, printable resources will allow students to have their own copies of SyllaSense books, with their own illustrations. The intent is for these printable resources to be used in classrooms that are currently using SyllaSense Decodables in literacy instruction.

SyllaSense hereby grants royalty-free permission to print, share, and/or reproduce this image-less book in digital or print formats provided that the following conditions are met:

1. All recipients of printed copies of this image-less work are eligible users - users that have previously accessed the full, imaged, and purchased book of the respective title
2. No modifications may be made to any digital copies of this copyright work
3. This work may not be combined with any other work (in digital or print format)
4. All reproductions must consist of the complete work (with the exception of this instruction page in printed reproductions)
5. No fees, costs, or any form of remuneration may be charged or requested for any copies of this content (either digital or print copies) including the materials or time required to create such reproductions
6. Neither the name of the copyright holder, nor the names of its contributors may be used to endorse or promote any product or service without specific prior written permission
7. Any digital/online links sharing this content must credit SyllaSense as the originator of the content

INSTRUCTIONS

This document is designed to be printed double sided on letter paper. Once printed, cut along dotted line and discard bottom half of front page (these notices and instructions). Place the pages from the top half on top of what's left of the bottom half. Fold pages in half, then staple.

Teal Series
The Race
Book 6 (Photo)
171 words

The Race
Book 6 Teal Series (Photo)

Grapheme/Phoneme Correspondence

-<e>/ē/ in VCe pattern (e.g., “these”)
-<c>/s/ in VCe pattern (e.g., “ice”)

Punctuation/Text Features

-n/a

Orthographic Conventions

-<c> as /s/ (when followed by <e>, <i>, or <y>)

High Frequency Words

-n/a

Morphology

-n/a

Word Count

- 171 words


Text Copyright © 2023 SyllaSense Inc.

All rights reserved. No part of this book may be reproduced in any manner without the express written permission of the publisher.

Made in Canada

The mud made a mess,
but they still had a blast!

The Race



Written by Lee-Ann Lear


16

“Let’s run across these tires!”
called Pete. He led the pack,
jumping into the holes as
he ran.




12

Pete, Grace, Eve, and Rose
wanted to run in a mud race.
“Let’s go!” said Pete, and off
they ran.




2

Grace came to a slope.
“It’s best to sit here,” she said,
so they all sat and slid in the
mud. Yuck!




6

When they got to the end of the race, the kids ran to hug. They didn't care if they came in last place.




14

They came to a mud pond. "It's a wet mess, but let's try it!" called Eve. They all ran into the pond. Grace fell, and got a face full of mud. Yikes!




10

As they ran, they came to patches of wet mud. Eve set the pace, and they all jumped in, splashing as they went.



4

At times, the mud was slick. Rose and Grace fell twice, but they didn't get upset. It was still so much fun!



8



www.syllasense.com

Images Copyright _____
(Year) (student name here)

Text Copyright 2023 SyllaSense Inc.
Available for free download from SyllaSense at:
<https://syllasense.com/downloads>



Illustrated by _____

Cut along dotted line

Copyright 2023 SyllaSense Inc.

Educators have requested that SyllaSense makes supplementary, practice, or take-home resources available for students that are currently reading the SyllaSense books. These image-less, printable resources will allow students to have their own copies of SyllaSense books, with their own illustrations. The intent is for these printable resources to be used in classrooms that are currently using SyllaSense Decodables in literacy instruction.

SyllaSense hereby grants royalty-free permission to print, share, and/or reproduce this image-less book in digital or print formats provided that the following conditions are met:

1. All recipients of printed copies of this image-less work are eligible users - users that have previously accessed the full, imaged, and purchased book of the respective title
2. No modifications may be made to any digital copies of this copyright work
3. This work may not be combined with any other work (in digital or print format)
4. All reproductions must consist of the complete work (with the exception of this instruction page in printed reproductions)
5. No fees, costs, or any form of remuneration may be charged or requested for any copies of this content (either digital or print copies) including the materials or time required to create such reproductions
6. Neither the name of the copyright holder, nor the names of its contributors may be used to endorse or promote any product or service without specific prior written permission
7. Any digital/online links sharing this content must credit SyllaSense as the originator of the content

INSTRUCTIONS

This document is designed to be printed double sided on letter paper. Once printed, cut along dotted line and discard bottom half of front page (these notices and instructions). Place the pages from the top half on top of what's left of the bottom half. Fold pages in half, then staple.

Teal Series
Yes! But...
Book 7 (Photo)
176 words

Yes! But...

Book 7 Teal Series (Photo)

Grapheme/Phoneme Correspondence

-<u>/ū/ (e.g., “rule”) and /yū/
(e.g., “use”) in VCe pattern and open syllables (e.g.,
“music”)

Orthographic Conventions

-flexibility with vowel sounds in v/cv words (e.g.,
“human”) and vc/v words (e.g., “vanish”)

Morphology

-n/a

Punctuation/Text Features

-n/a

High Frequency Words

-n/a

Word Count

- 176 words


Text Copyright © 2023 SyllaSense Inc.

All rights reserved. No part of this book may be reproduced in any manner without the express written permission of the publisher.

Made in Canada

A dog can try to sing
along with the music,
just to be like you!

Yes! But...



Written by Lee-Ann Lear


16

Cats can swim, but not all cats
like getting wet. A wet cat is
not cute!




12

Can hippos run? Yes! This hippo can use its strong legs to run fast on open land.




2

Can rats be kept as pets? Yes! Rats can make nice pets.




6

Can dogs sing? Yes! Dogs can sing, but they can't sing a nice tune like a human can. When a dog sings, it makes quite a racket!



14


Can cats swim? Yes! A cat can use its legs to swim if it must.



10


Hippos can run if they must,
but they will be quick to tire.
They like to swim much more
than they like to run. A hippo
will splash, swim, and dive
to amuse itself!

4



Rats can be kept as pets,
but you must make it a rule
to close the gate. This will
reduce the risk of escape.
A rat can vanish in a moment
if the gate isn't latched. Rats
can be quick!

8





www.syllasense.com

Images Copyright _____
(Year) (student name here)

Text Copyright 2023 SyllaSense Inc.
Available for free download from SyllaSense at:
<https://syllasense.com/downloads>

Illustrated by _____

At the Park

Written by Lee-Ann Lear



Cut along dotted line

Copyright 2023 SyllaSense Inc.

Educators have requested that SyllaSense makes supplementary, practice, or take-home resources available for students that are currently reading the SyllaSense books. These image-less, printable resources will allow students to have their own copies of SyllaSense books, with their own illustrations. The intent is for these printable resources to be used in classrooms that are currently using SyllaSense Decodables in literacy instruction.

SyllaSense hereby grants royalty-free permission to print, share, and/or reproduce this image-less book in digital or print formats provided that the following conditions are met:

1. All recipients of printed copies of this image-less work are eligible users - users that have previously accessed the full, imaged, and purchased book of the respective title
2. No modifications may be made to any digital copies of this copyright work
3. This work may not be combined with any other work (in digital or print format)
4. All reproductions must consist of the complete work (with the exception of this instruction page in printed reproductions)
5. No fees, costs, or any form of remuneration may be charged or requested for any copies of this content (either digital or print copies) including the materials or time required to create such reproductions
6. Neither the name of the copyright holder, nor the names of its contributors may be used to endorse or promote any product or service without specific prior written permission
7. Any digital/online links sharing this content must credit SyllaSense as the originator of the content

INSTRUCTIONS

This document is designed to be printed double sided on letter paper. Once printed, cut along dotted line and discard bottom half of front page (these notices and instructions). Place the pages from the top half on top of what's left of the bottom half. Fold pages in half, then staple.

Teal Series
At the Park
Book 8 (Photo)
177 words

At the Park
Book 8 Teal Series (Photo)

Grapheme/Phoneme Correspondence
-<ar>/ar/ (e.g., car)

Punctuation/Text Features
-n/a

Orthographic Conventions
-r-controlled vowel
-complete English words do not end in <v>, so a
“marker <e>” is added

High Frequency Words
-n/a

Morphology
-n/a

Word Count
- 177 words


Text Copyright © 2023 SyllaSense Inc.

All rights reserved. No part of this book may be reproduced in any manner without the express written permission of the publisher.

Made in Canada

You can have the best time
at a park!

At the Park



Written by Lee-Ann Lear


16

A game park is a place you
can go to spot big cats. These
cats live in a game park. It is
safe to get close to them if
you travel inside a car. They
thrive in the wide open space!




12

A park is a fun place to visit.



2

This park has big rides that will give you a thrill if you like going fast. These cars take you up the hills, then you fly along the track!




6

Even dogs can go to parks!
Dog parks give dogs a safe
space to have fun. These pals
will run, jump, sniff, and bark
while inside.




14

Visiting a skatepark can also
be fun. It's smart to start with
small jumps. Then you can try
to land big jumps and tricks!




10

Parks can be small. They can have slides, rope swings, bars, and benches that kids can use.



4

A splash park is a fun place to visit when it's hot. These kids like being wet. Getting splashed is the best part!



8



www.syllasense.com

Images Copyright _____
(Year) (student name here)

Text Copyright 2023 SyllaSense Inc.
Available for free download from SyllaSense at:
<https://syllasense.com/downloads>

Turn, Spin and Twirl

Written by Lee-Ann Lear



Illustrated by _____

Cut along dotted line

Copyright 2023 SyllaSense Inc.

Educators have requested that SyllaSense makes supplementary, practice, or take-home resources available for students that are currently reading the SyllaSense books. These image-less, printable resources will allow students to have their own copies of SyllaSense books, with their own illustrations. The intent is for these printable resources to be used in classrooms that are currently using SyllaSense Decodables in literacy instruction.

SyllaSense hereby grants royalty-free permission to print, share, and/or reproduce this image-less book in digital or print formats provided that the following conditions are met:

1. All recipients of printed copies of this image-less work are eligible users - users that have previously accessed the full, imaged, and purchased book of the respective title
2. No modifications may be made to any digital copies of this copyright work
3. This work may not be combined with any other work (in digital or print format)
4. All reproductions must consist of the complete work (with the exception of this instruction page in printed reproductions)
5. No fees, costs, or any form of remuneration may be charged or requested for any copies of this content (either digital or print copies) including the materials or time required to create such reproductions
6. Neither the name of the copyright holder, nor the names of its contributors may be used to endorse or promote any product or service without specific prior written permission
7. Any digital/online links sharing this content must credit SyllaSense as the originator of the content

INSTRUCTIONS

This document is designed to be printed double sided on letter paper. Once printed, cut along dotted line and discard bottom half of front page (these notices and instructions). Place the pages from the top half on top of what's left of the bottom half. Fold pages in half, then staple.

Teal Series
Turn, Spin and
Twirl
Book 9 (Photo)
175 words

Turn, Spin and Twirl
Book 9 Teal Series (Photo)

Grapheme/Phoneme Correspondence

-<ir>/er/ (e.g., “bird”) and <ur>/er/ (e.g., “hurt”)

Punctuation/Text Features

-n/a

Orthographic Conventions

-n/a

High Frequency Words

-“are”

Morphology

-n/a

Word Count

- 175 words


Text Copyright © 2023 SyllaSense Inc.

All rights reserved. No part of this book may be reproduced in any manner without the express written permission of the publisher.

Made in Canada

Let's all turn, spin, and twirl!

Turn, Spin and Twirl



Written by Lee-Ann Lear


16

You can even turn, spin, and twirl on a bike. You can jump up, give the bike a spin, and then land! Turns and spins are hard, so start small.



12

It takes focus and skill to turn, spin, and twirl.




2

Surfing on big waves also takes skill. You must twist and turn as you surf. Try not to get hit by the waves when they are curling!



6

Turning, spinning, and twirling can be hard, but it can also be thrilling! You must be brave to go on this ride when its arms are twirling and spinning so fast!




14

As these girls dive, they bend, turn, and spin. They are trying to finish the dive at the exact same time!




10

Spinning on ice skates is hard, but fun to watch. This girl is spinning so fast that she is a blur!



4

This drill is massive! It digs holes in the dirt by turning and twisting. The holes will have metal bars put inside to help make a strong, firm base.



8



www.syllasense.com

Images Copyright _____
(Year) (student name here)

Text Copyright 2023 SyllaSense Inc.
Available for free download from SyllaSense at:
<https://syllasense.com/downloads>

The Marsh

Written by Lee-Ann Lear



Illustrated by _____

Cut along dotted line

Copyright 2023 SyllaSense Inc.

Educators have requested that SyllaSense makes supplementary, practice, or take-home resources available for students that are currently reading the SyllaSense books. These image-less, printable resources will allow students to have their own copies of SyllaSense books, with their own illustrations. The intent is for these printable resources to be used in classrooms that are currently using SyllaSense Decodables in literacy instruction.

SyllaSense hereby grants royalty-free permission to print, share, and/or reproduce this image-less book in digital or print formats provided that the following conditions are met:

1. All recipients of printed copies of this image-less work are eligible users - users that have previously accessed the full, imaged, and purchased book of the respective title
2. No modifications may be made to any digital copies of this copyright work
3. This work may not be combined with any other work (in digital or print format)
4. All reproductions must consist of the complete work (with the exception of this instruction page in printed reproductions)
5. No fees, costs, or any form of remuneration may be charged or requested for any copies of this content (either digital or print copies) including the materials or time required to create such reproductions
6. Neither the name of the copyright holder, nor the names of its contributors may be used to endorse or promote any product or service without specific prior written permission
7. Any digital/online links sharing this content must credit SyllaSense as the originator of the content

INSTRUCTIONS

This document is designed to be printed double sided on letter paper. Once printed, cut along dotted line and discard bottom half of front page (these notices and instructions). Place the pages from the top half on top of what's left of the bottom half. Fold pages in half, then staple.

Teal Series
The Marsh
Book 10 (Photo)
174 words

The Marsh

Book 10 Teal Series (Photo)

Grapheme/Phoneme Correspondence

-n/a

Punctuation/Text Features

-n/a

Orthographic Conventions

-<ild>/ild/, <ind>/ind/, <old>/old/, <ost>/ost/
(e.g., “mild”, “find”, “bold”, and “most”)

High Frequency Words

-n/a

Morphology

-n/a

Word Count

- 174 words


Text Copyright © 2023 SyllaSense Inc.

All rights reserved. No part of this book may be reproduced in any manner without the express written permission of the publisher.

Made in Canada

If you want to spot wildlife, a marsh is the best place to visit!

The Marsh



Written by Lee-Ann Lear


16

Muskrats also live in marshes. Most of the time, muskrats live off plants. They can also catch fish, insects, and small birds. Muskrats like to swim, so they often make homes close to marshes.




12

A marsh is a kind of wetland that is bursting with wildlife!




2

Small rodents such as voles and mice make homes in marshes. When it's mild, they live in nests made of dirt, moss, and plants. When it's cold, they dig holes and live inside.




6

Wild cats, such as bold bobcats, like to visit marshes as well. Marshes hold a lot of small mammals to hunt.




14

It can be fun to visit a marsh to spot insects. With luck, you can even find a dragonfly!




10

You can find grasses, bushes, and rushes in a marsh. These plants like the wetlands, so they thrive in a marsh!



4

A host of birds live in marshes as well. Birds make nests, and live off fish, small frogs, and snakes.



8